



Spliff

The Spliff is a 3-way signal splitter with discrete Class-A buffers with one output transformer isolated with phase side switch. Putting the Spliff before and after your pedal board, it will reinstate your tone and remove all the top end loss (capacitance) that running a board full of true bypass pedals will inflict on your tone.

With 3 outputs, the Spliff is the perfect companion for the Zuul +, just plug in one of the outputs to the 'Key In' on the Zuul+ and your original, clean, guitar signal will be the one controlling the Zuul+. A mind blowing amount of options are available to you with the Spliff, not only can you trigger your gate, but you can send one signal to your amp and another to the interface so you are recording the signal before it hits amp saturation - with this additional control, you can re-amp the guitar afterwards to ensure it is sitting perfectly in your mix. You can also run multiple amps simultaneously, making your tone bigger than it has ever sounded..



To ensure you get the absolute best out of your new pedal, we strongly recommend you take some time just playing with it to get to know the controls and how they react. Yes, that is right, we want you to play with it as much as possible!

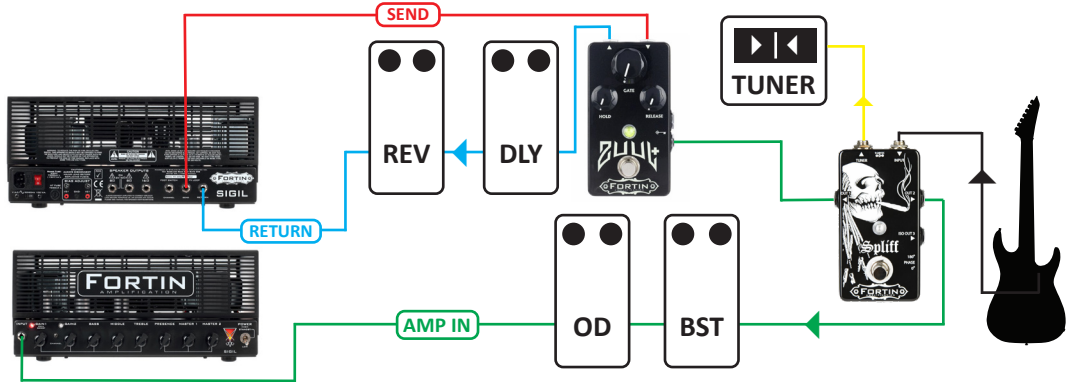
OUT 3 is transformer isolated with a phase switch that can be easily switched. To make your life as simple as possible, the tuner out is always 'on' allowing you to not only tune quickly, but make sure your divebombs hit the perfect exit note. The SPLIFF is an exceptionally low current circuit and can be run on a 9vdc battery for the longest time, or you can use external power via the DC inlet between 9-24vdc.

Indicator Green LED for active, Red LED mutes OUT 1-3.

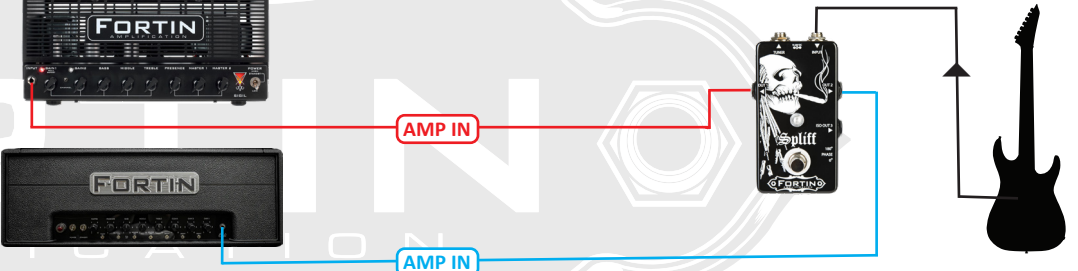
A MOSFET input protects if the wrong orientation adaptor is connected, no more damage internally (the pedal will not power up).



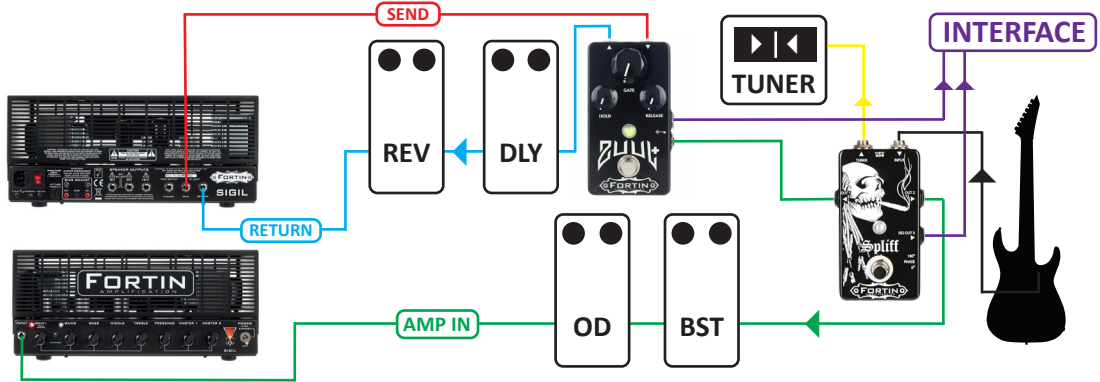
ZUUL+ - "3 CABLE METHOD" - WITH FX LOOP



RUNNING TWO AMPS



ZUUL+ - "3 CABLE METHOD" - TO INTERFACE



WARRANTY
For the full and up-to-date information about the Fortin warranty, please visit our website - www.fortinamps.com. You can also email us at info@fortinamps.com.